



Wakefield Park Raceway

Round 3 : April 16 - 18



ASBK.COM.AU f t i y

MOTORSPORTS TV SUPERSPORT CHAMPIONSHIP

Qualifying 1

Date: 17/04/21
 Event: Q03
 Weather: Partly cloudy - Temp: 11.8C
 Track: Dry - Temp: 19.4C

Started at: 09:50:03
 Laps: 25 Min
 Starters: 16
 Printed at: 10:22

PROVISIONAL CLASSIFICATION

Pos	No	Name	Machine	Fastest Lap	On Lap	Behind Leader	Behind Prev
1	17	Broc PEARSON (QLD) / YRD / Yamaha Motor Aust. / City2Surf Locksmith	Yamaha YZF-R6	58.526	5 of 5		
2	26	Tom EDWARDS (NSW) / Bikebiz / Andrea Homes	Yamaha YZF-R6	58.853	5 of 5	.327	.327
3	127	Max STAUFFER (NSW) / GTR MotoStars Team / RS&C / Doctor Mak / Yamaha / YRD / Link / Pirelli	Yamaha YZF-R6	59.154	15 of 16	.628	.301
4	42	Jack PASSFIELD (NSW) / Stay Upright Rider Training / MCC Security / Dmoto / GASD Suspension	Yamaha YZF-R6	59.223	3 of 3	.697	.069
5	86	Dallas SKEER (SA) / Penrite Oils / Barry Francis M-c / Suzuki Aust. / Stefs T-port / Nolan Helmets	Suzuki GSXR	59.771	12 of 12	1.245	.548
6	39	Scott NICHOLSON (VIC) / Traction Control M-sport / G. Williams Motorcycle Eng. / RST Moto / KYT	Yamaha YZF-R6	1:00.042	5 of 10	1.516	.271
7	68	Luke POWER (VIC) / Proworx / Blayney M-cycles / Well Sprung M-cycle Suspension / Penrite Oils	Kawasaki ZX6R	1:00.060	18 of 22	1.534	.018
8	61	Rhys BELLING (VIC) / LXI Racing / Yamaha Aust. / The Grinning Dingo / XXX-Rated Suspension	Yamaha YZF-R6	1:00.114	3 of 5	1.588	.054
9	44	Tom BRAMICH (VIC) / Apex / The Bare Bird / Nolan Helmets / Ricondi	Yamaha YZF-R6	1:00.185	4 of 4	1.659	.071
10	46	Aidan HAYES (NSW) / Hayes Johnston PL / Hayes Electrical / YRD / Sheppards Diesel / West Sliders	Yamaha YZF-R6	1:00.354	5 of 5	1.828	.169
11	74	Timothy LARGE (VIC) / Race Center/ The Grinning Dingo /Ari Helmets / Coach Campbell	Yamaha YZF-R6	1:00.737	7 of 8	2.211	.383
12	12	Joel TAYLOR (NSW) / JMT Civil / YRD	Yamaha YZF-R6	1:00.784	9 of 11	2.258	.047
13	96	Luke MITCHELL (NSW) / JNL Racing Yamaha	Yamaha YZF-R6	1:01.065	16 of 18	2.539	.281
14	58	Mitch KUHNE (QLD) / Shark Leathers / Phresh Ink / NO FOMO Fit / Red Bull / Nolan/X-Lite Helmets	Yamaha YZF-R6	1:01.159	16 of 16	2.633	.094
15	10	Noel MAHON (VIC) / Ross Services / Aark Suspension & Tuning	Kawasaki ZX6R	1:02.375	11 of 19	3.849	1.216
16	23	Ryan SELLEN (NSW) / Two Wheel Obsession / Security Solutions	Yamaha YZF-R6	1:02.986	16 of 17	4.460	.611


New qualifying record for SS class - Previous: 59.050 by Cru HALLIDAY (NSW) on a Yamaha YZF- R6 set on 16/03/18

*** Indicative qualifying time - 1:05.549 ***

The results are provisional until the end of the time limit for protests and appeals.


 Chief Timekeeper - Scott Laing


 Race Director - Tom Williams


 Clerk of Course - Paul Hinds



www.computime.com.au
COMPUTIME RACE TIMING SYSTEMS PTY LTD





Wakefield Park Raceway

Round 3 : April 16 - 18



ASBK.COM.AU f t i y

MOTORSPORTS TV SUPERSPORT CHAMPIONSHIP

Qualifying 1

Date: 17/04/21
 Event: Q03
 Weather: Partly cloudy - Temp: 11.8C
 Track: Dry - Temp: 19.4C

Started at: 09:50:03
 Laps: 25 Min
 Starters: 16
 Printed at: 10:22

PROVISIONAL LAP TIMES


No	Name	Lap 1	Lap 2	Lap 3	Lap 4	Lap 5	Lap 6	Lap 7	Lap 8	Lap 9	Lap 10
10	Noel MAHON (VIC)	1:20.274	1:05.104	1:03.868	1:03.086	2:34.185	1:13.925	1:02.477	1:03.252	1:04.290	1:02.562
10		1:02.375	1:02.737	1:03.323	1:02.543	1:13.619	2:52.625	1:17.053	1:02.628	1:02.539	
12	Joel TAYLOR (NSW)	1:14.751	1:03.243	1:02.295	1:01.582	1:01.582	1:01.357	1:01.283	1:00.823	1:00.784	10:16.834
10		1:14.082									
17	Broc PEARSON (QLD)	1:17.081	59.411	58.754	59.580	58.526					
23	Ryan SELLEN (NSW)	1:19.670	1:06.363	1:04.524	1:04.163	1:03.643	1:03.486	1:03.623	1:04.786	1:03.716	1:03.295
10		2:29.659	1:13.377	1:03.074	1:03.196	1:03.085	1:02.986	1:03.147			
26	Tom EDWARDS (NSW)	1:23.962	1:02.021	59.088	1:01.401	58.853					
39	Scott NICHOLSON (VIC)	1:16.248	1:01.468	1:00.975	1:00.804	1:00.042	1:02.440	1:00.383	1:00.560	1:00.383	1:00.865
42	Jack PASSFIELD (NSW)	1:11.993	1:01.737	59.223							
44	Tom BRAMICH (VIC)	1:16.513	1:02.041	1:00.681	1:00.185						
46	Aidan HAYES (NSW)	1:16.410	1:01.387	1:00.951	1:00.528	1:00.354					
58	Mitch KUHNE (QLD)	1:16.578	1:04.636	1:03.377	1:02.616	1:02.142	1:01.883	1:01.727	1:02.003	1:01.770	1:01.710
10		1:01.679	1:01.626	7:16.674	1:10.478	1:01.684	1:01.159				
61	Rhys BELLING (VIC)	1:16.695	1:00.776	1:00.114	1:02.416	1:00.150					
68	Luke POWER (VIC)	1:13.147	1:01.738	1:00.947	1:00.580	1:01.483	1:00.096	1:00.144	1:00.283	1:00.491	2:42.469
10		1:13.388	1:00.490	1:00.357	1:30.822	1:11.984	1:00.617	1:00.097	1:00.060	1:00.242	1:00.141
20		1:00.144	1:00.248								
74	Timothy LARGE (VIC)	1:14.992	1:02.121	1:01.222	1:01.629	9:13.833	1:15.652	1:00.737	1:01.922		
86	Dallas SKEER (SA)	1:14.731	1:01.147	2:59.070	1:12.667	1:00.830	1:00.207	1:00.073	1:54.161	1:11.010	1:00.242
10		59.922	59.771								
96	Luke MITCHELL (NSW)	1:15.708	1:04.652	1:02.083	2:47.862	1:18.419	1:01.813	1:01.558	1:01.388	1:01.405	3:08.541
10		1:14.583	1:03.620	1:07.251	1:01.347	1:01.204	1:01.065	1:01.314	1:01.461		
127	Max STAUFFER (NSW)	1:11.789	1:00.274	59.813	59.528	1:00.420	1:00.322	1:01.505	59.290	5:27.105	1:10.930
10		1:00.043	59.443	1:00.401	59.279	59.154	59.165				

*** Indicative qualifying time - 1:05.549 ***

The results are provisional until the end of the time limit for protests and appeals.


 Chief Timekeeper - Scott Lang


 Race Director - Tom Williams


 Clerk of Course - Paul Hinds



www.computime.com.au
 COMPUTIME RACE TIMING SYSTEMS PTY LTD





Wakefield Park Raceway

Round 3 : April 16 - 18



ASBK.COM.AU f t i y

MOTORSPORTS TV SUPERSPORT CHAMPIONSHIP

Qualifying 1

Date: 17/04/21
 Event: Q03
 Weather: Partly cloudy - Temp: 11.8C
 Track: Dry - Temp: 19.4C

Started at: 09:50:03
 Laps: 25 Min
 Starters: 16
 Printed at: 10:22

PROVISIONAL SPLIT TIMES

Lap	Split 1	Split 2	Split 3	Lap Time	Lap	Split 1	Split 2	Split 3	Lap Time
10 Noel MAHON (VIC) (15th)					4	15.923	22.911	20.746	59.580
1	30.283	27.121	22.870	1:20.274 P	5	<u>15.785</u>	<u>22.183</u>	<u>20.558</u>	<u>58.526</u>
2	18.016	24.929	22.159	1:05.104	23 Ryan SELLEN (NSW) (16th)				
3	17.434	24.500	21.934	1:03.868	1	28.755	27.262	23.653	1:19.670 P
4	17.401	23.958	21.727	1:03.086	2	18.211	25.651	22.501	1:06.363
5	17.610	24.263	1:52.312	2:34.185	3	17.450	24.748	22.326	1:04.524
6	27.370	24.676	21.879	1:13.925 P	4	17.219	24.682	22.262	1:04.163
7	17.086	23.793	21.598	1:02.477	5	17.076	24.253	22.314	1:03.643
8	17.157	24.410	21.685	1:03.252	6	17.252	24.230	22.004	1:03.486
9	17.706	25.093	<u>21.491</u>	1:04.290	7	17.128	24.362	22.133	1:03.623
10	17.256	23.716	21.590	1:02.562	8	17.330	24.906	22.550	1:04.786
11	17.088	<u>23.613</u>	21.674	<u>1:02.375</u>	9	17.375	24.274	22.067	1:03.716
12	17.198	23.934	21.605	1:02.737	10	17.107	24.139	22.049	1:03.295
13	17.173	24.491	21.659	1:03.323	11	17.386	24.903	1:47.370	2:29.659
14	17.257	23.670	21.616	1:02.543	12	26.453	24.854	22.070	1:13.377 P
15	19.396	31.398	22.825	1:13.619	13	17.213	24.025	<u>21.836</u>	1:03.074
16	20.124	25.046	2:07.455	2:52.625	14	17.081	24.210	21.905	1:03.196
17	30.615	24.470	21.968	1:17.053 P	15	17.157	24.009	21.919	1:03.085
18	<u>17.027</u>	23.939	21.662	1:02.628	16	17.127	<u>23.939</u>	21.920	<u>1:02.986</u>
19	17.126	23.809	21.604	1:02.539	17	<u>16.965</u>	24.133	22.049	1:03.147
12 Joel TAYLOR (NSW) (12th)					26 Tom EDWARDS (NSW) (2nd)				
1	26.707	25.644	22.400	1:14.751 P	1	35.317	25.739	22.906	1:23.962 P
2	17.494	24.062	21.687	1:03.243	2	17.185	23.416	21.420	1:02.021
3	17.167	23.659	21.469	1:02.295	3	<u>15.930</u>	22.478	<u>20.680</u>	59.088
4	16.814	23.451	21.317	1:01.582	4	16.387	23.333	21.681	1:01.401
5	16.707	23.426	21.449	1:01.582	5	15.965	<u>22.056</u>	20.832	<u>58.853</u>
6	16.693	23.326	21.338	1:01.357	39 Scott NICHOLSON (VIC) (6th)				
7	16.838	23.224	21.221	1:01.283	1	30.222	24.415	21.611	1:16.248 P
8	16.618	23.095	<u>21.110</u>	1:00.823	2	16.828	23.376	21.264	1:01.468
9	<u>16.493</u>	<u>22.984</u>	21.307	<u>1:00.784</u>	3	16.689	23.125	21.161	1:00.975
10	16.755	25.246	9:34.833	10:16.834	4	16.633	23.045	21.126	1:00.804
11	27.426	24.624	22.032	1:14.082 P	5	<u>16.310</u>	22.811	<u>20.921</u>	<u>1:00.042</u>
17 Broc PEARSON (QLD) (1st)					6	16.356	23.865	22.219	1:02.440
1	30.146	25.508	21.427	1:17.081 P	7	16.419	22.834	21.130	1:00.383
2	16.024	22.631	20.756	59.411	8	16.556	22.921	21.083	1:00.560
3	15.867	22.304	20.583	58.754					

Scott Laing
 Chief Timekeeper - Scott Laing

Tom Williams
 Race Director - Tom Williams

Paul Hinds
 Clerk of Course - Paul Hinds



www.computime.com.au
 COMPUTIME RACE TIMING SYSTEMS PTY LTD





Wakefield Park Raceway

Round 3 : April 16 - 18



ASBK.COM.AU f t i y

MOTORSPORTS TV SUPERSPORT CHAMPIONSHIP

Qualifying 1

Date: 17/04/21
 Event: Q03
 Weather: Partly cloudy - Temp: 11.8C
 Track: Dry - Temp: 19.4C

Started at: 09:50:03
 Laps: 25 Min
 Starters: 16
 Printed at: 10:22

PROVISIONAL SPLIT TIMES

Lap	Split 1	Split 2	Split 3	Lap Time	Lap	Split 1	Split 2	Split 3	Lap Time
9	16.508	22.806	21.069	1:00.383	61 Rhys BELLING (VIC) (8th)				
10	16.457	22.864	21.544	1:00.865	1	27.343	27.122	22.230	1:16.695 P
42 Jack PASSFIELD (NSW) (4th)					2	16.569	23.085	21.122	1:00.776
1	25.918	24.253	21.822	1:11.993 P	3	16.400	22.678	21.036	1:00.114
2	16.644	23.457	21.636	1:01.737	4	18.379	22.980	21.057	1:02.416
3	15.984	22.383	20.856	59.223	5	16.235	22.811	21.104	1:00.150
44 Tom BRAMICH (VIC) (9th)					68 Luke POWER (VIC) (7th)				
1	27.601	26.799	22.113	1:16.513 P	1	26.465	24.929	21.753	1:13.147 P
2	16.642	24.010	21.389	1:02.041	2	16.818	23.570	21.350	1:01.738
3	16.525	23.155	21.001	1:00.681	3	16.493	23.348	21.106	1:00.947
4	16.363	22.862	20.960	1:00.185	4	16.396	23.128	21.056	1:00.580
46 Aidan HAYES (NSW) (10th)					5	17.179	23.220	21.084	1:01.483
1	29.836	24.697	21.877	1:16.410 P	6	16.211	22.917	20.968	1:00.096
2	16.836	23.220	21.331	1:01.387	7	16.215	22.921	21.008	1:00.144
3	16.432	23.049	21.470	1:00.951	8	16.234	22.965	21.084	1:00.283
4	16.509	22.743	21.276	1:00.528	9	16.150	22.904	21.437	1:00.491
5	16.262	22.790	21.302	1:00.354	10	16.319	22.996	2:03.154	2:42.469
58 Mitch KUHNE (QLD) (14th)					11	28.451	23.579	21.358	1:13.388 P
1	25.930	27.564	23.084	1:16.578 P	12	16.450	22.984	21.056	1:00.490
2	17.738	24.613	22.285	1:04.636	13	16.423	22.933	21.001	1:00.357
3	17.106	24.428	21.843	1:03.377	14	16.282	22.900	51.640	1:30.822
4	16.947	23.811	21.858	1:02.616	15	27.745	23.031	21.208	1:11.984 P
5	16.903	23.578	21.661	1:02.142	16	16.609	22.913	21.095	1:00.617
6	16.808	23.544	21.531	1:01.883	17	16.233	22.853	21.011	1:00.097
7	16.598	23.588	21.541	1:01.727	18	16.185	22.766	21.109	1:00.060
8	16.851	23.522	21.630	1:02.003	19	16.217	22.945	21.080	1:00.242
9	16.753	23.439	21.578	1:01.770	20	16.213	22.972	20.956	1:00.141
10	16.611	23.624	21.475	1:01.710	21	16.243	22.838	21.063	1:00.144
11	16.688	23.390	21.601	1:01.679	22	16.312	22.932	21.004	1:00.248
12	16.756	23.342	21.528	1:01.626	74 Timothy LARGE (VIC) (11th)				
13	17.147	25.636	6:33.891	7:16.674	1	25.651	27.017	22.324	1:14.992 P
14	24.514	24.295	21.669	1:10.478 P	2	16.992	23.647	21.482	1:02.121
15	16.583	23.513	21.588	1:01.684	3	16.696	23.190	21.336	1:01.222
16	16.497	23.242	21.420	1:01.159	4	16.645	23.346	21.638	1:01.629
					5	17.078	23.731	8:33.024	9:13.833
					6	30.197	23.692	21.763	1:15.652 P

Scott Laing
 Chief Timekeeper - Scott Laing

Tom Williams
 Race Director - Tom Williams

Paul Hinds
 Clerk of Course - Paul Hinds



www.computime.com.au
 COMPUTIME RACE TIMING SYSTEMS PTY LTD





Wakefield Park Raceway

Round 3 : April 16 - 18



ASBK.COM.AU f t i y

MOTORSPORTS TV SUPERSPORT CHAMPIONSHIP

Qualifying 1

Date: 17/04/21
 Event: Q03
 Weather: Partly cloudy - Temp: 11.8C
 Track: Dry - Temp: 19.4C

Started at: 09:50:03
 Laps: 25 Min
 Starters: 16
 Printed at: 10:22


PROVISIONAL SPLIT TIMES


Lap	Split 1	Split 2	Split 3	Lap Time	Lap	Split 1	Split 2	Split 3	Lap Time
7	16.549	22.995	21.193	1:00.737	11	27.381	24.701	22.501	1:14.583 P
8	16.839	23.214	21.869	1:01.922	12	17.691	24.110	21.819	1:03.620
86 Dallas SKEER (SA) (5th)					13	20.988	24.584	21.679	1:07.251
1	28.647	24.432	21.652	1:14.731 P	14	16.694	23.295	21.358	1:01.347
2	16.461	23.324	21.362	1:01.147	15	16.560	23.282	21.362	1:01.204
3	1:03.025	27.200	1:28.845	2:59.070	16	16.633	23.130	21.302	1:01.065
4	26.058	24.509	22.100	1:12.667 P	17	16.709	23.320	21.285	1:01.314
5	16.472	23.006	21.352	1:00.830	18	16.732	23.342	21.387	1:01.461
6	16.110	22.918	21.179	1:00.207	127 Max STAUFFER (NSW) (3rd)				
7	16.152	22.742	21.179	1:00.073	1	25.317	24.845	21.627	1:11.789 P
8	16.152	23.897	1:14.112	1:54.161	2	16.278	23.047	20.949	1:00.274
9	24.343	25.006	21.661	1:11.010 P	3	16.085	22.814	20.914	59.813
10	16.172	22.874	21.196	1:00.242	4	16.048	22.624	20.856	59.528
11	16.139	22.696	21.087	59.922	5	16.029	23.280	21.111	1:00.420
12	16.097	22.584	21.090	59.771	6	15.943	23.464	20.915	1:00.322
96 Luke MITCHELL (NSW) (13th)					7	17.424	23.246	20.835	1:01.505
1	26.185	26.828	22.695	1:15.708 P	8	15.931	22.546	20.813	59.290
2	17.766	24.909	21.977	1:04.652	9	16.607	23.422	4:47.076	5:27.105
3	17.015	23.682	21.386	1:02.083	10	26.397	23.443	21.090	1:10.930 P
4	18.102	25.335	2:04.425	2:47.862	11	16.193	22.833	21.017	1:00.043
5	26.989	25.226	26.204	1:18.419 P	12	15.974	22.599	20.870	59.443
6	16.915	23.469	21.429	1:01.813	13	15.947	23.376	21.078	1:00.401
7	16.935	23.359	21.264	1:01.558	14	15.992	22.543	20.744	59.279
8	16.717	23.223	21.448	1:01.388	15	15.916	22.525	20.713	59.154
9	16.682	23.270	21.453	1:01.405	16	15.987	22.562	20.616	59.165
10	17.729	24.352	2:26.460	3:08.541					

*** Indicative qualifying time - 1:05.549 ***

The results are provisional until the end of the time limit for protests and appeals.


 Chief Timekeeper - Scott Lang


 Race Director - Tom Williams


 Clerk of Course - Paul Hinds



www.computime.com.au
 COMPUTIME RACE TIMING SYSTEMS PTY LTD





Wakefield Park Raceway

Round 3 : April 16 - 18



ASBK.COM.AU f t i y

MOTORSPORTS TV SUPERSPORT CHAMPIONSHIP

Qualifying 1

Date: 17/04/21
Event: Q03
Weather: Partly cloudy - Temp: 11.8C
Track: Dry - Temp: 19.4C

Started at: 09:50:03
Laps: 25 Min
Starters: 16
Printed at: 10:22


PROVISIONAL FASTEST LAPS SEQUENCE


Race Time	No	Name	Machine	Fastest Lap	On Lap
1:32.854	68	Luke POWER (VIC)	Kawasaki ZX6R	1:13.147	1
2:34.592	68	Luke POWER (VIC)	Kawasaki ZX6R	1:01.738	2
3:35.539	68	Luke POWER (VIC)	Kawasaki ZX6R	1:00.947	3
4:36.119	68	Luke POWER (VIC)	Kawasaki ZX6R	1:00.580	4
6:35.723	127	Max STAUFFER (NSW)	Yamaha YZF-R6	1:00.274	2
6:37.698	68	Luke POWER (VIC)	Kawasaki ZX6R	1:00.096	6
7:35.536	127	Max STAUFFER (NSW)	Yamaha YZF-R6	59.813	3
8:35.064	127	Max STAUFFER (NSW)	Yamaha YZF-R6	59.528	4
12:36.601	127	Max STAUFFER (NSW)	Yamaha YZF-R6	59.290	8
12:45.913	26	Tom EDWARDS (NSW)	Yamaha YZF-R6	59.088	3
14:46.167	26	Tom EDWARDS (NSW)	Yamaha YZF-R6	58.853	5
18:59.672	17	Broc PEARSON (QLD)	Yamaha YZF-R6	58.754	3
20:57.778	17	Broc PEARSON (QLD)	Yamaha YZF-R6	58.526	5

*** Indicative qualifying time - 1:05.549 ***

The results are provisional until the end of the time limit for protests and appeals.


Chief Timekeeper - Scott Lang


Race Director - Tom Williams


Clerk of Course - Paul Hinds



www.computime.com.au
COMPUTIME RACE TIMING SYSTEMS PTY LTD





Wakefield Park Raceway

Round 3 : April 16 - 18



ASBK.COM.AU f t i y

MOTORSPORTS TV SUPERSPORT CHAMPIONSHIP

Qualifying 1

Date: 17/04/21
 Event: Q03
 Weather: Partly cloudy - Temp: 11.8C
 Track: Dry - Temp: 19.4C

Started at: 09:50:03
 Laps: 25 Min
 Starters: 16
 Printed at: 10:22

PROVISIONAL BEST PARTIAL TIMES

Pos	Split 1		Split 2		Split 3		LAP		Ideal	Fastest
	Name	Time	Name	Time	Name	Time	Name	Time		
1	B. PEARSON	15.785	T. EDWARDS	22.056	B. PEARSON	20.558	B. PEARSON	58.526	58.526	
2	M. STAUFFER	15.916	B. PEARSON	22.183	M. STAUFFER	20.616	T. EDWARDS	58.666	58.853	
3	T. EDWARDS	15.930	J. PASSFIELD	22.383	T. EDWARDS	20.680	M. STAUFFER	59.057	59.154	
4	J. PASSFIELD	15.984	M. STAUFFER	22.525	J. PASSFIELD	20.856	J. PASSFIELD	59.223	59.223	
5	D. SKEER	16.097	D. SKEER	22.584	S. NICHOLSON	20.921	D. SKEER	59.768	59.771	
6	L. POWER	16.150	R. BELLING	22.678	L. POWER	20.956	L. POWER	59.872	1:00.060	
7	R. BELLING	16.235	A. HAYES	22.743	T. BRAMICH	20.960	R. BELLING	59.949	1:00.114	
8	A. HAYES	16.262	L. POWER	22.766	R. BELLING	21.036	S. NICHOLSON	1:00.037	1:00.042	
9	S. NICHOLSON	16.310	S. NICHOLSON	22.806	D. SKEER	21.087	T. BRAMICH	1:00.185	1:00.185	
10	T. BRAMICH	16.363	T. BRAMICH	22.862	J. TAYLOR	21.110	A. HAYES	1:00.281	1:00.354	
11	J. TAYLOR	16.493	J. TAYLOR	22.984	T. LARGE	21.193	J. TAYLOR	1:00.587	1:00.784	
12	M. KUHNE	16.497	T. LARGE	22.995	L. MITCHELL	21.264	T. LARGE	1:00.737	1:00.737	
13	T. LARGE	16.549	L. MITCHELL	23.130	A. HAYES	21.276	L. MITCHELL	1:00.954	1:01.065	
14	L. MITCHELL	16.560	M. KUHNE	23.242	M. KUHNE	21.420	M. KUHNE	1:01.159	1:01.159	
15	R. SELLEN	16.965	N. MAHON	23.613	N. MAHON	21.491	N. MAHON	1:02.131	1:02.375	
16	N. MAHON	17.027	R. SELLEN	23.939	R. SELLEN	21.836	R. SELLEN	1:02.740	1:02.986	

*** Indicative qualifying time - 1:05.549 ***

The results are provisional until the end of the time limit for protests and appeals.

Scott Lang
 Chief Timekeeper - Scott Lang

Tom Williams
 Race Director - Tom Williams

Paul Hinds
 Clerk of Course - Paul Hinds



www.computime.com.au
 COMPUTIME RACE TIMING SYSTEMS PTY LTD









Wakefield Park Raceway

Round 3 : April 16 - 18



ASBK.COM.AU    

MOTORSPORTS TV SUPERSPORT CHAMPIONSHIP

Qualifying 1

Date: 17/04/21
Event: Q03
Weather: Partly cloudy - Temp: 11.8C
Track: Dry - Temp: 19.4C


Started at: 09:50:03
Laps: 25 Min
Starters: 16
Printed at: 10:22

PROVISIONAL RACE INFORMATION


Time	Description
09:50:03	Event Start
09:57:34	TRACK TEMPS: Finish - 19.4C / Int 1 - 18.4C / Int 2 - 16.6C
10:15:06	Chequered Flag
10:17:26	NEW QUALIFYING LAP RECORD - Prev: C. HALLIDAY - 59.050 (2019)
10:18:11	Event Finish

*** Indicative qualifying time - 1:05.549 ***


The results are provisional until the end of the time limit for protests and appeals.



Chief Timekeeper - Scott Lang



Race Director - Tom Williams



Clerk of Course - Paul Hinds



www.computime.com.au
COMPUTIME RACE TIMING SYSTEMS PTY LTD

